

Scalefour Pontefract 2024

When

Saturday 27th January: 10:00–17:00
 Sunday 28th January: 10:00–16:30

Where

New College Pontefract, 51 Park Lane, Pontefract
 WF8 4QR

Entrance

Adult: £10.00
 Accompanied children under 16: Free
 Exhibition Guide: Free

See

www.scalefour.org/scalefourpontefract
www.tinyurl.com/s4p24



Welcome

The old West Riding town of Pontefract is famous for four things. From the 11th century, its castle, later demolished by Oliver Cromwell (although the townsfolk did ask him to do it, having had enough of Civil War sieges). The murder of the deposed King Richard II there in 1400 earned the castle a mention in Shakespeare. From the 17th century, we have the Pontefract cake – no, not that sort of cake, but a liquorice sweet. From the 19th century, coal mining, which lasted until 2002. And now from the 21st century, its Sixth Form College is the venue for one of the Scalefour Society's new mini-Scaleforums. Presented by the West Yorkshire Area Group with the kind co-operation of the Normanton & Pontefract Railway Modellers Society, we aim to fill some of the gap left by the post-Covid absence of Scalefour North. If successful, we hope it will become an annual event. Read on for the delights we have in store for you...

Catering

The College canteen is open for most of the day, with hot and cold food.

Travel directions by car

If you are travelling by car, the venue is about 1 mile from M62 Junction 32, and hence close to both the M1 and A1. When you leave the motorway take the A639 southwards for Pontefract.

If you want to reach either the off-site, or on-street, parking turn right at Park Road roundabout shown at the top of the map - there is no access from the junction to Park Lane further south.

If you want to drive to the venue then it is more complicated as there is no right turn into Park Lane from southbound on Park Road. Instead take the first left after the railway bridge and immediately left again into Stuart Road. Follow this round and rejoin Park Road but now going north, and then turn left at the lights into Park Lane. Note that the turn left into Stuart Lane, and the immediate left turn afterwards, are both very sharp turns.

Travel directions by train

Pontefract Tanshelf is about 10 minutes walk away. There is currently a train from Leeds via Wakefield (both Westgate and Kirkgate) every hour on both Saturday and Sunday - this of course may change when the December timetable comes in so please check. Do not go to Pontefract Monkhill or Baghill stations as both are a fair distance away, and Baghill has a very limited service.

Travel directions by bus

Local bus routes 140 and 141 between Leeds, Castleford and Pontefract pass the Park entrance.



Demonstrations apart from Scalefour

Bob Dawson

Bob will be demonstrating how he scratch-builds buildings.

MIOG

The group will be showing various examples of modern image modelling in 7mm.

2mm Finescale Society

The society will be demonstrating modelling in 2mm to finescale standards.

Barry Oliver

Barry will be explaining how he weathers locos and stock using inks and powders.

Societies

Rail Riders Club

Join the Rail Riders Club here — we offer members the chance to gain discounted travel on heritage railways and further discounts from a wide range of railway themed businesses — www.railriders.club.

Friends of the Wensleydale Railway

Find out about this railway and how you could help — www.wensleydale-railway.co.uk.

North Yorkshire Moors Railway

Find out about this railway and how you could help — www.nymr.co.uk.

European Railways Group

Sales and details of this preservation group.

Further Information

If you have any further questions the Scalefour show organiser, Andrew Hartshorne, can be contacted on scalefourpontefract@scalefour.org or 07568 657242.

Chatsworth Road



Allan Atherley



The layout is based on an original terminus at Rowsley in Derbyshire. Modellers' licence was used to extend the working life of this site to the late 60s/early 70s era.

In its heyday Rowsley's general merchandise traffic consisted of coal, flour from the nearby mill, ground maize and barley for animal feedstuffs, random building stone, polished flags together with a great variety of troughs, alabaster, limestone, Derbyshire spa stone and millstones with no fewer than seven stone merchants operating in the area. The stone from this area was used in the building of the Royal Arsenal at Woolwich.

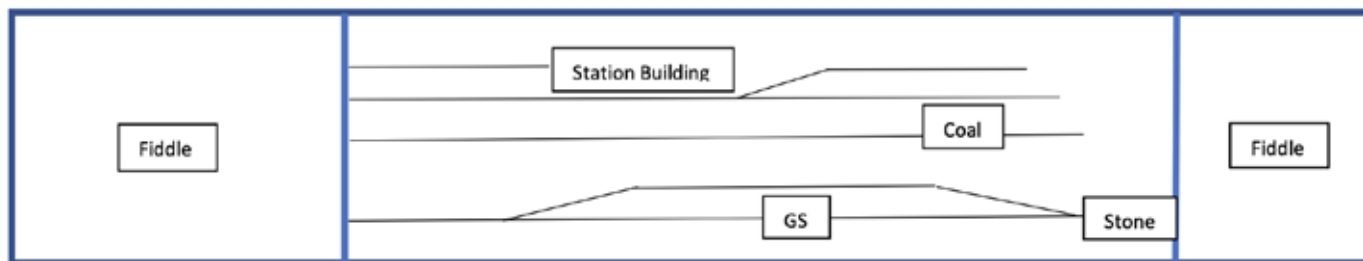
Photos of similar rail-connected sites around the area in the period modelled are available and show all kinds of wagons being used for transportation of stone including plate wagons loaded with 3 or 4 lumps of stone in 1968.

A sequence was produced for operators to keep things moving and this was later amended after reading the



article **Plan your fiddlyard for operation** (*Scalefour News 234*) by Les Fordham which I found very useful.

Chatsworth Road recently also appeared at **Scaleforum 2023** are some further details are in the **Scaleforum Guide** in *Scalefour News 234*.



Halifax King Cross



Steve Hall



Halifax King Cross represents my first attempt at building a P4 layout and took ten years to reach completion. The model is based on the Halifax High Level Railway which was a short branch line opened in 1890 to carry coal and goods traffic to the higher regions of Halifax.

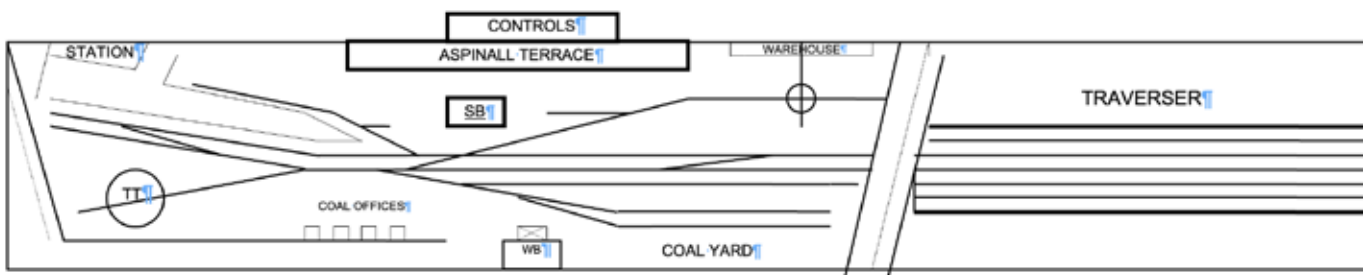
The model depicts the line's last year of operation and my aim is to represent a typical urban West Riding scene.

The track is all handbuilt using riveted plywood sleepers with cosmetic plastic chairs. Control is by DCC while points are switched by Fulgurex slow action point motors which have had their contacts replaced by microswitches. Stonework is a mixture of DAS modelling clay, hand embossed card and Wills plastic sheets. The station canopy was constructed from assorted brass angle sections and features real glass. Photographs of local buildings have been used to create the backscene.


A full description of the layout can be found in *Model Railway Journal* issue 98, *British Railway Modelling* February 2005 and *Model Rail* May 2015.



Picture courtesy of Tony Wright, BRM Magazine.



The Scalefour Society



Members of the Society will be available on the Society Stand throughout the show so please do stop for a chat about Society matters. We will be pleased to deal with any queries that you may have, and welcome suggestions about what the Society does and feedback on **Scalefour Pontefract**.

If you are not a member of the Society, the Team will be able to give you more information on what the Society is

about and the benefits of membership.

In addition, there will be demonstrations of modelling to P4 standards — if you have any queries about any aspect of P4 railway modelling this is the first port of call to ask for assistance. If the Society members on the stand don't know the answer to your query, they will know someone who does and will be able to point you in the right direction!

The Other Attractions

Whilst visiting **Scalefour Pontefract** there is, of course, the rest of the show to visit as well, and with at least 21 layouts in total — featuring 7 different scale/gauge combinations — here is a brief summary of the other layouts confirmed so far that you will find at the show.

2mm

Woodhead
Sandy Bay
New Millfields

Gary Atkinson
Kevin and Maggie Smith
Pauline McKenna

1950-1974 Woodhead Electrics.
1950s North Yorkshire branch.
1985-1994 diesel mainline.

3.5mm

Glendale
Red Hook Bay
Vals

Roger Nicholls
Mike and Jenny Carter
Roger Epps

1960s mid-west America.
1940s coastal Maine.
Modern Swiss narrow gauge.

4mm OO

Sheep Pasture
BSC Orgreave
Chapel-en-le-Frith
Weedram Distillery
The Warren
Thomas

Mike Fishwick
Alex Roughsedge
Leeds Model Railway Society
Alex Hall
Steve and Chris Saxby
Wakefield Model Railway Society

1950s-1960s Southern steam.
1970s-1990s coking plant.
1955-1961 Peak District mainline.
Distillery private sidings.
1960s-2023 Cornish branch.
Drive your own Thomas and friends.

4mm OO-9

Ammobaux
Axebridge

Richard Pike
Paul Windle

First world war somewhere in France.
Industrial branch.

1:64 S

Blakey Rigg

Paul Greene

1920 North Eastern industrial Branch.

7mm

Woodhill Goods
Bedford Road
TGB Recyclers and Pavers

Adrian Walby/Robin Coulthard
Ralph Nuttall
Ivor Rolley

1950-1970s freight only branch.
1980s diesel shed.
Modern Day Scrap yard.

Trade Support

ANORAKS ANONYMOUS

Doncaster, South Yorkshire
www.anoraksanonymous.net 01302 371623
Secondhand model railway and diecast.

CLUB SECONDHAND STAND

Members pre-loved items.

CM3 TOOLS

Scratch building, electrical equipment, tools, scenery.

CONTIKITS

PO Box 279, Ryton, NE40 9AF
www.contikits.com
Secondhand UK, Continental and American railways.

GM TRANSPORT BOOKS

gmtransportbooks.co.uk
New and secondhand railway books.

JS MODELS

www.jsmodels.co.uk
Laser-cut kits.

MILLENNIUM MODELS

67 Queen Street, Morley, Leeds, LS27 8EB
millenniummodelsmorley.co.uk 0113 218 9286
New and 2nd user RTR track scenic items.

MMR MODEL KITS

MMR Models, Copley Mill, Huddersfield Road, Stalybridge.
www.mmrmodels.co.uk 0161 303 2613
Laser-cut kits.

PRINCE OF WALES HOSPICE

www.pwh.org.uk
The society's chosen charity Tombola and sales.

SAWYERS MODELS

119 Bradshawgate, Leigh, Greater Manchester, WN7 4ND
sawyermodels.co.uk 01942 202334
New and secondhand RTR.

SCALEFOUR STORES

120 Hayhurst Avenue, Middlewich, Cheshire CW10 0BD
www.scalefour.org/stores/stores.html
01606 835708
Supplies for the discerning modeller.

THE SIGNAL MAN

Scenic items, buildings, secondhand RTR.

UNCOMMON KITS

7mm kits and accessories.